
STATISTICS

$$\bar{x} = \frac{x_1 + x_2 + \dots + x_n}{n} = \frac{\sum_{i=1}^n x_i}{n} = \frac{1}{n} \sum_{i=1}^n x_i$$

$$\bar{x} = \frac{\sum_{i=1}^n n_i x_i}{n}$$

$$s_{x,n-1} = \sqrt{\frac{\sum_{i=1}^n (x_i - \bar{x})^2}{n-1}} = \sqrt{\frac{Q_{xx}}{n-1}}$$

$$s_{\bar{x}} = \frac{s_x}{\sqrt{n}}$$

$$z = \frac{x - \mu}{\sigma}$$

$$\bar{x} \pm t_{\alpha} s_{\bar{x}}$$

$$\bar{x} \pm t_{\alpha} s_x$$

$$t_{[n-1]} = \frac{\bar{x}}{s_{\bar{x}}}$$

$$t_{[n-1]} = \frac{\bar{x} - \mu_0}{s_{\bar{x}}}$$

$$t_{[n_1+n_2-2]} = \frac{\bar{x}_1 - \bar{x}_2}{\sqrt{\frac{Q_1 + Q_2}{n_1 + n_2 - 2}}} \sqrt{\frac{n_1 n_2}{n_1 + n_2}}$$

$$Q_1 = \sum_{i=1}^{n_1} (x_{1i} - \bar{x}_1)^2 \quad \text{és} \quad Q_2 = \sum_{i=1}^{n_2} (x_{2i} - \bar{x}_2)^2$$

$$F_{[n_1-1; n_2-1]} = \frac{s_{\text{larger}}^2}{s_{\text{smaller}}^2}$$

$$s_g^2 = \frac{\sum_{j=1}^h n_j (\bar{x}_j - \bar{\bar{x}})^2}{h-1} = \frac{Q_g}{h-1}$$

$$s_i^2 = \frac{\sum_{j=1}^h Q_j}{N-h} = \frac{\sum_{j=1}^h \sum_{i=1}^{n_j} (x_{ij} - \bar{x}_j)^2}{N-h} = \frac{Q_i}{N-h}$$

$$t_{[n-1]} = \frac{\bar{R}}{\frac{s}{\sqrt{n}}}$$

$$Q(a,b) = \sum_{i=1}^n [y_i - (ax_i + b)]^2$$

$$a^* = \frac{Q_{xy}}{Q_{xx}} = \frac{s_{xy}^2}{s_x^2}$$

$$Q_{xy} = \sum_{i=1}^n (x_i - \bar{x})(y_i - \bar{y})$$

$$Q_{xx} = \sum_{i=1}^n (x_i - \bar{x})^2$$

$$s_{xy}^2 = \frac{Q_{xy}}{n-1}$$

$$b^* = \bar{y} - a^* \bar{x}$$

$$r = \frac{Q_{xy}}{\sqrt{Q_{xx} Q_{yy}}} = \frac{s_{xy}^2}{s_x s_y}$$

$$t_{[n-2]} = r \sqrt{\frac{n-2}{1-r^2}}$$

$$\chi^2 = \sum_i \frac{(O_i - E_i)^2}{E_i}$$

$$\chi_{[1]}^2 = \frac{n(ad - bc)^2}{(a+b)(c+d)(a+c)(b+d)}$$

$$\log(a \cdot b) = \log a + \log b$$

$$\log\left(\frac{a}{b}\right) = \log a - \log b$$

$$\log a^b = b \cdot \log a$$

$$H = p \log_2 \left(\frac{1}{p} \right)$$

$$I = \log_2 \left(\frac{1}{p} \right)$$

$$p(A) = \frac{k}{n}$$

$$p(A \text{ or } B) = p(A) + p(B) - p(A \text{ and } B)$$

$$p(A | B) = \frac{p(A \text{ and } B)}{p(B)}$$

$$\text{odds} = \frac{p}{1-p} = \frac{p}{q}$$

$$p = \frac{\text{odds}}{1 + \text{odds}}$$

$$\text{logit}(A) = \ln(\text{odds}(A))$$

$$\text{logit}(\text{not } A) = -\text{logit}(A)$$

$$\text{odds}(A) = e^{\text{logit}(A)}$$

$$\text{odds}(\text{not } A) = \frac{1}{\text{odds}(A)}$$

$$\text{RR} = \frac{p(B_+ | R_+)}{p(B_+ | R_-)} = \frac{\frac{a}{a+b}}{\frac{c}{c+d}} = \frac{a(c+d)}{c(a+b)}$$

$$\text{OR} = \frac{\frac{p(B_+ | R_+)}{p(B_- | R_+)}}{\frac{p(B_+ | R_-)}{p(B_- | R_-)}} = \frac{ad}{bc}$$

$$\mu = E(\xi) = \sum_i x_i p_i$$

$$\sigma^2 = D^2(\xi) = E[(\xi - E(\xi))^2] = \sum_i ((x_i - \mu)^2 \cdot p(x_i))$$

$$\eta = \xi + k \rightarrow E(\eta) = E(\xi) + k; \text{Var}(\eta) = \text{Var}(\xi)$$

$$\eta = \xi \cdot k \rightarrow E(\eta) = E(\xi) \cdot k; \text{Var}(\eta) = \text{Var}(\xi) \cdot k^2$$

$$\eta = \xi_{\text{norm}} \cdot \omega_{\text{norm}} \rightarrow E(\eta) = E(\xi) \cdot E(\omega)$$

$$\eta = \xi + \omega; E(\eta) = E(\xi) + E(\omega); \text{Var}(\eta) = \text{Var}(\xi) + \text{Var}(\omega)$$

if independent

$$\eta_{E=0; \text{Var}=1} = (\xi - E(\xi)) * \frac{1}{\sqrt{\text{Var}(\xi)}} = \frac{(\xi - E(\xi))}{\sqrt{\text{Var}(\xi)}}$$

$$p(x_i) = \frac{1}{n} \quad \mu = \frac{n+1}{2} \quad \sigma^2 = \frac{n^2-1}{12}$$

$$f(x) = \begin{cases} \frac{1}{b-a}, & \text{if } a \leq x \leq b \\ 0, & \text{otherwise} \end{cases}$$

$$\mu = \frac{a+b}{2} \quad \sigma^2 = \frac{(b-a)^2}{12}$$

$$p_k = \binom{n}{k} p^k (1-p)^{n-k}$$

$$\mu = np \quad \sigma^2 = np(1-p)$$

$$p_k = \frac{\lambda^k}{k!} e^{-\lambda}$$

$$\mu = \lambda \quad \sigma^2 = \lambda$$

$$f(x) = \frac{1}{\sqrt{2\pi\sigma^2}} e^{-\frac{(x-\mu)^2}{2\sigma^2}} = N(\mu, \sigma)$$

$$\sum \frac{(x_i)^k}{n}$$

$$\sum \frac{(x_i - \mu)^k}{n}$$

$$w = \frac{\text{diseased}}{\text{total}} = \frac{FN + TP}{TN + FP + FN + TP}$$

$$se = \frac{TP}{\text{diseased}} = \frac{TP}{FN + TP}$$

$$sp = \frac{TN}{\text{healthy}} = \frac{TN}{TN + FP}$$

$$1 - se = \frac{FN}{\text{diseased}} = \frac{FN}{FN + TP}$$

$$1 - sp = \frac{FP}{\text{healthy}} = \frac{FP}{TN + FP}$$

$$PPV = \frac{TP}{\text{positive}} = \frac{TP}{FP + TP}$$

$$NPV = \frac{TN}{\text{negative}} = \frac{TN}{FN + TN}$$

$$1 - PPV = \frac{FP}{\text{positive}} = \frac{FP}{FP + TP}$$

$$1 - NPV = \frac{FN}{\text{negative}} = \frac{FN}{FN + TN}$$

$$de = \frac{TP + TN}{\text{total}} = \frac{TP + TN}{TP + FN + TN + FP}$$

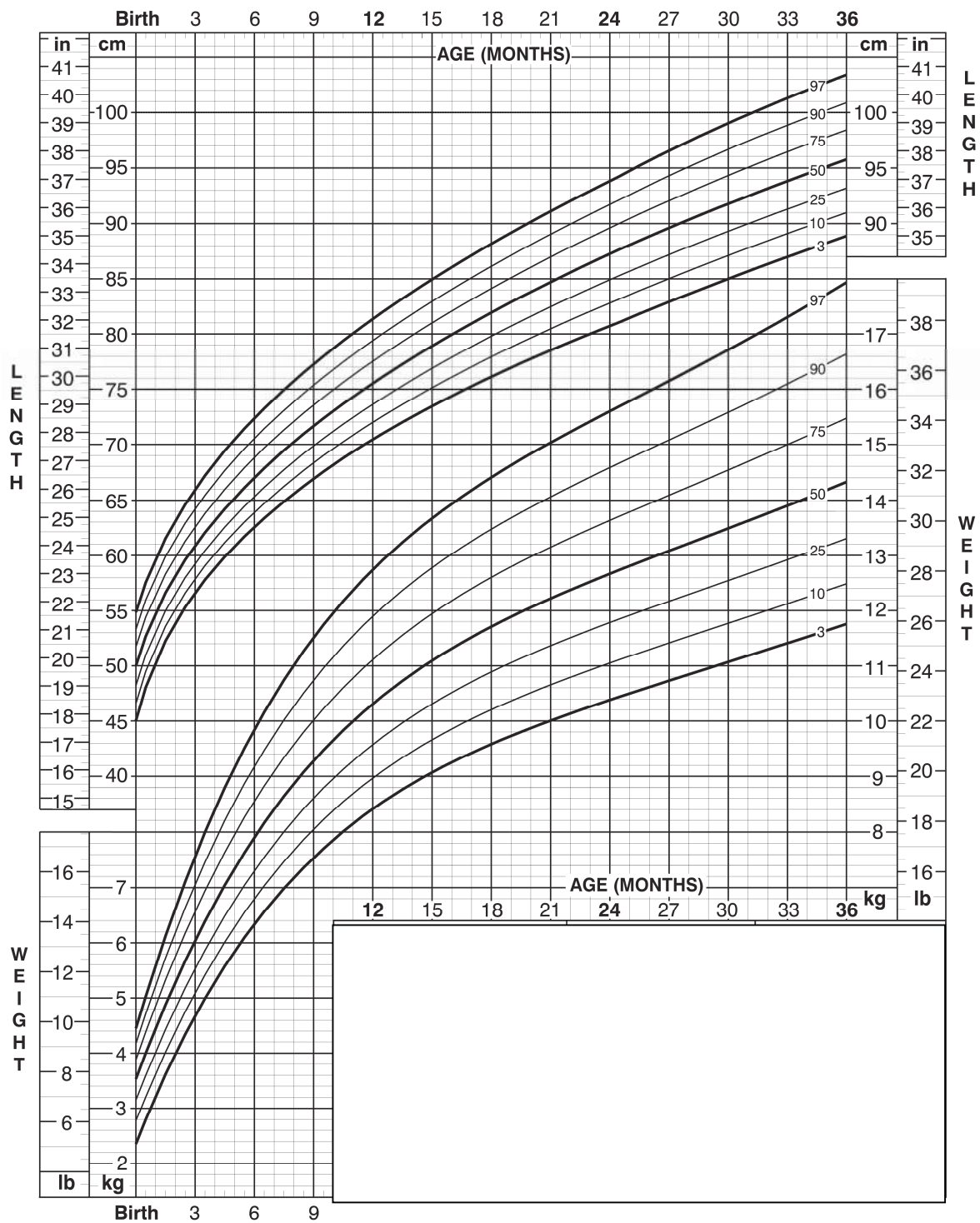
T-DISTRIBUTION

degree of freedom	p (probability, two-tailed)							
	0.5	0.2	0.1	0.05	0.02	0.01	0.002	0.001
1	1.00	3.08	6.31	12.7	31.8	63.7	318.3	636.6
2	0.82	1.89	2.92	4.30	6.96	9.92	22.3	31.6
3	0.76	1.64	2.35	3.18	4.54	5.84	10.2	12.9
4	0.74	1.53	2.13	2.78	3.75	4.60	7.17	8.61
5	0.73	1.48	2.02	2.57	3.37	4.03	5.89	6.87
6	0.72	1.44	1.94	2.45	3.14	3.71	5.21	5.96
7	0.71	1.41	1.89	2.36	3.00	3.50	4.79	5.41
8	0.71	1.40	1.86	2.31	2.90	3.36	4.50	5.04
9	0.70	1.38	1.83	2.26	2.82	3.25	4.30	4.78
10	0.70	1.37	1.81	2.23	2.76	3.17	4.14	4.59
11	0.70	1.36	1.80	2.20	2.72	3.11	4.02	4.44
12	0.70	1.36	1.78	2.18	2.68	3.05	3.93	4.32
13	0.69	1.35	1.77	2.16	2.65	3.01	3.85	4.22
14	0.69	1.35	1.76	2.14	2.62	2.98	3.79	4.14
15	0.69	1.34	1.75	2.13	2.60	2.95	3.73	4.07
16	0.69	1.34	1.75	2.12	2.58	2.92	3.69	4.01
17	0.69	1.33	1.74	2.11	2.57	2.90	3.65	3.97
18	0.69	1.33	1.73	2.10	2.55	2.88	3.61	3.92
19	0.69	1.33	1.73	2.09	2.54	2.86	3.58	3.88
20	0.69	1.33	1.72	2.09	2.53	2.85	3.55	3.85
21	0.69	1.32	1.72	2.08	2.52	2.83	3.53	3.82
22	0.69	1.32	1.72	2.07	2.51	2.82	3.51	3.79
23	0.69	1.32	1.71	2.07	2.50	2.81	3.49	3.77
24	0.68	1.32	1.71	2.06	2.49	2.80	3.47	3.75
25	0.68	1.32	1.71	2.06	2.49	2.79	3.45	3.73
30	0.68	1.31	1.70	2.04	2.46	2.75	3.39	3.65
40	0.68	1.30	1.68	2.02	2.42	2.70	3.31	3.55
60	0.68	1.30	1.67	2.00	2.39	2.66	3.23	3.46
120	0.68	1.30	1.66	1.98	2.36	2.62	3.16	3.37
∞	0.68	1.29	1.64	1.96	2.33	2.58	3.09	3.29

χ^2 (CHI-SQUARE)-DISTRIBUTION

degree of freedom	p (probability, right)						
	0.99	0.975	0.95	0.05	0.025	0.01	0.001
1	0.0000157	0.0000982	0.000393	3.84	5.02	6.63	10.83

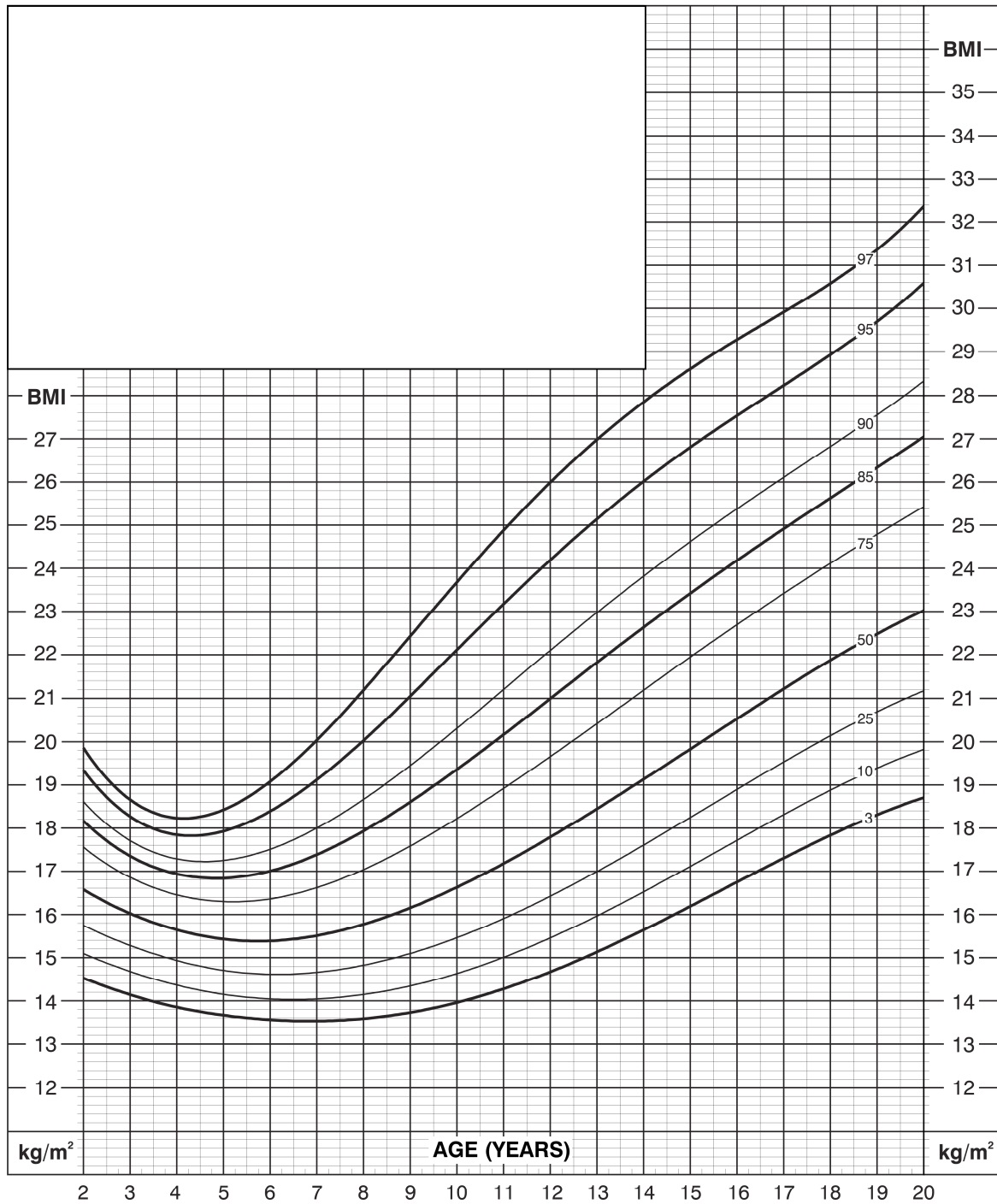
LEGTH- AND WEIGHT-FOR-AGE PERCENTILES; BOYS



Published May 30, 2000 (modified 4/20/01).
 SOURCE: Developed by the National Center for Health Statistics in collaboration with
 the National Center for Chronic Disease Prevention and Health Promotion (2000).
<http://www.cdc.gov/growthcharts>



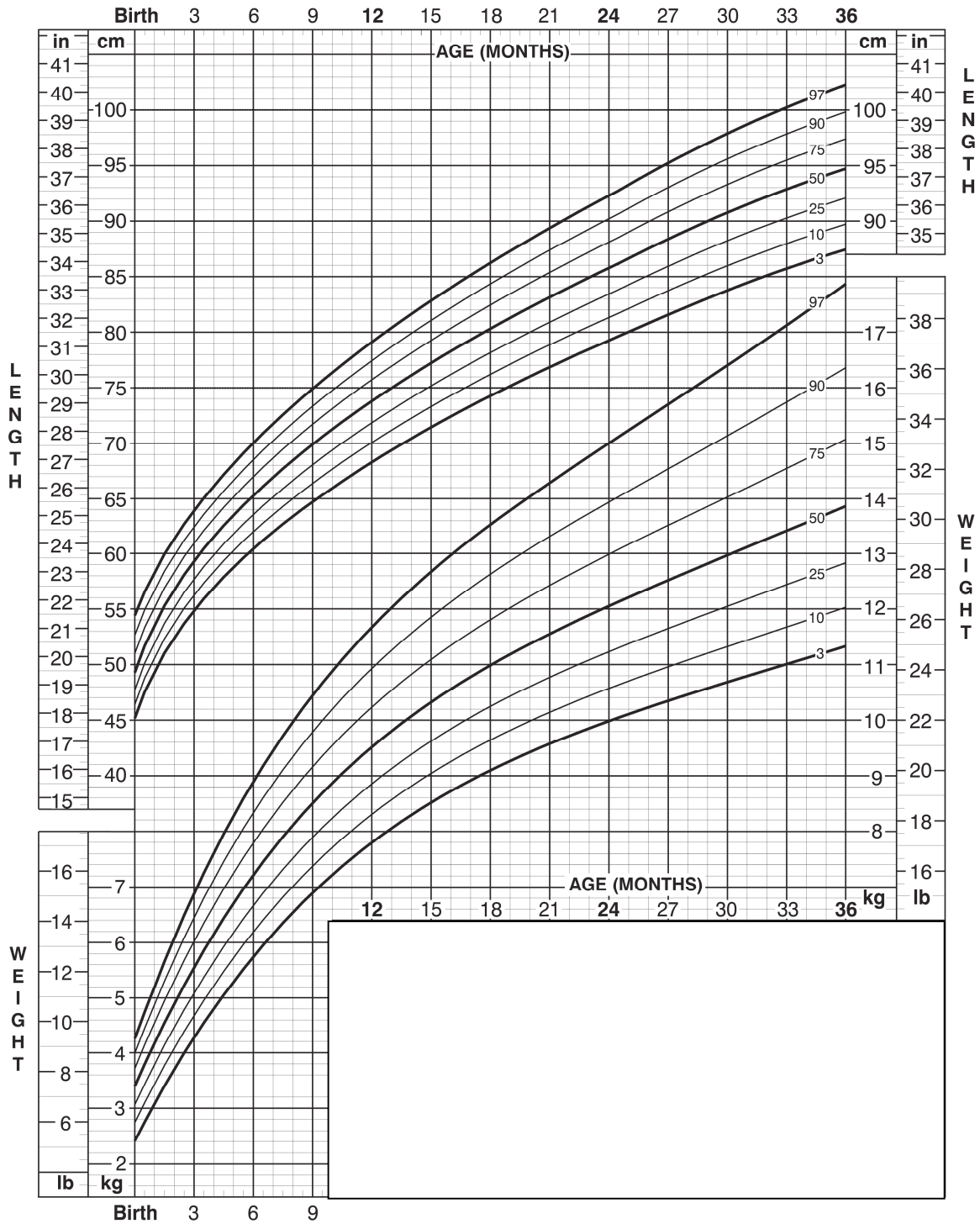
BMI - AGE PERCENTILES; BOYS



Published May 30, 2000 (modified 10/16/00).
 SOURCE: Developed by the National Center for Health Statistics in collaboration with
 the National Center for Chronic Disease Prevention and Health Promotion (2000).
<http://www.cdc.gov/growthcharts>



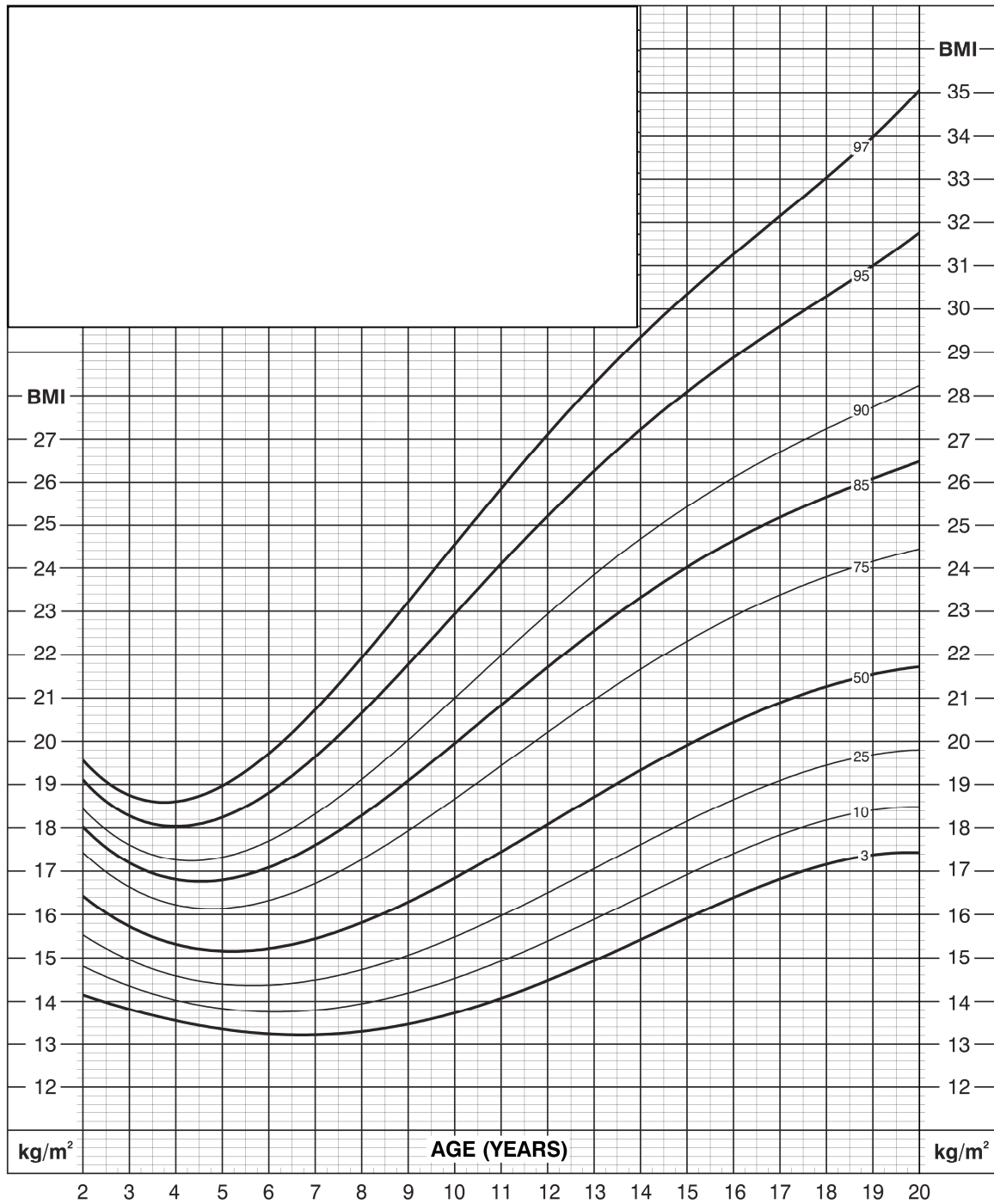
LEGTH- AND WEIGHT-FOR-AGE PERCENTILES; GIRLS



Published May 30, 2000 (modified 4/20/01).
 SOURCE: Developed by the National Center for Health Statistics in collaboration with
 the National Center for Chronic Disease Prevention and Health Promotion (2000).
<http://www.cdc.gov/growthcharts>



BMI - AGE PERCENTILES; GIRLS



Published May 30, 2000 (modified 10/16/00).

SOURCE: Developed by the National Center for Health Statistics in collaboration with the National Center for Chronic Disease Prevention and Health Promotion (2000).
<http://www.cdc.gov/growthcharts>

