

BIostatISTICS AND INFORMATICS

EVIDENCE BASED MEDICINE
MATHEMATICAL LOGIC IN DIAGNOSTICS

MIKLÓS KELLERMAYER

BIostatISTICS AND INFORMATICS IN MEDICINE

- * Overview
- * Planning and conducting clinical investigations
- * Medical diagnostics, differential diagnostics
- * Evidence based medicine
- * Computer-assisted medical decision making

OVERVIEW

- Variables:
 - *Stochastic variables, Type, Distribution*
- Random variation plays important role!
- Inferences on the population are drawn from samples
- Statistical inference:
 - *Hypothesis testing, correlation, regression*
- Statistical data - information
- Information:
 - *Can be defined, Encoded, Stored, Transmitted*
- Medical knowledge, medical data:
 - *enormously large sets of information*

PLANNING AND CONDUCTING CLINICAL INVESTIGATIONS

So far we have dealt with already acquired data.

Even the most sophisticated data analysis cannot remedy an incorrectly designed study.

How do we obtain clinical data?

Issues to be considered:

- Objectives
- Methods
- Sources of error
- Sampling methods, sample size

OBJECTIVES OF CLINICAL STUDIES

- Estimation

Estimation of certain features of a population. E.g., frequency of diarrheal episodes in children under 5, incidence of H1N1 infection in pregnant women, etc.


- Associations

Investigation of the association between a factor of interest (environmental parameter) and a particular outcome (disease, death). E.g., does smoking increase the incidence of respiratory infections, does H1N1 infection increase mortality, etc.?


- Evaluation of intervention

Evaluation of the efficiency of a drug therapy or other medical (e.g., surgical, vaccination) intervention. E.g., does the use of sleeping nets reduce the risk of malaria, does H1N1 immunization reduce mortality / morbidity, etc.? The efficiency of a diagnostic test is evaluated the same way.


METHODS OF STUDIES - VITAL STATISTICS



John Graunt, 1662
Natural and Political Observations upon the Bills of Mortality
First analysis of vital statistics



Edmund Halley, 1693
Natural and Political Observations upon the Bills of Mortality
First survival table



William Farr, 1807-1883
Registrar General, England and Wales
Systematic use of vital statistics

NB: Vital statistics - data of births and deaths

METHODS OF CLINICAL STUDIES I.

- A. Vital statistics analysis

Often provides the first clues to the association between a disease and its cause. E.g., increase in mortality from lung cancer and its possible association with increased frequency of cigarette smoking was initially noted from vital statistics data.

- B. Observational studies

The disease is observed without actually intervening. Sampling methods are important: sample size, probability of selection into observed group.

1. Cross-sectional studies.

Relatively inexpensive, easily executed. Measures the prevalence but not the incidence of the disease. Therefore, associations are difficult to interpret.

NB:

Prevalence - frequency of diseased in total population at a given point in time.

Incidence - number of new patients in the diseased population within a time interval.

PROBLEM OF CROSS-SECTIONAL STUDIES

Onchocerciasis study: blind persons are of lower nutritional status

Onchocerciasis: river blindness, Robles'-disease

Pathogen: *Onchocerca volvulus* (nematode, roundworm), survives for up to 15 years as a parasite in the human body.

Transmitted to humans by the bite of a blackfly (*Simulium yahense*).

Upon worm necrosis, the endosymbiont (*Wolbachia*, bacterium), is released, evoking tissue necrosis (eg., in the eye).

Second leading cause of infectious blindness.



Onchocerca volvulus worm, as it is released from the antenna of the blackfly.



Children leading blind adults in sub-Saharan Africa.



Global distribution of onchocerciasis.

Low nutrition - defective immune response.

But: Blindness - interferes with nutrition.

Cause or effect? Only longitudinal (time-dependent) studies can resolve the issue.

METHODS OF CLINICAL STUDIES II.

• B. Observational studies (cont'd.)

The disease is observed without actually intervening.

2. Longitudinal studies

Individuals are followed as a function of time.

Continuus: from birth to death.

Retrospective / prospective: past records / present or future records.

Simplest type: periodically repeated cross-sectional studies.

Period (interval): depends on the type of disease (e.g., diarrhea repeats in short episodes).

Patient group may be *dynamic* or *fixed*.

Dynamic group: individuals may leave or enter the group (e.g., diarrhea in under-5-year-old children).

Fixed group (cohort): group remains unchanged throughout the study.

3. Case-control study

One group: *diseased (case group)*. The other group: *control (control group)*

E.g., does breast feeding reduce infant mortality? (Case group: infants died in first year; control group: children of identical gender living in the same area)

Highly effective in the investigation of rare diseases and large effects. Study design can be difficult.

METHODS OF CLINICAL STUDIES III.

• C. Experimental studies

Individuals are allocated *a priori* (by the investigator) into groups: control, treated.

Considerations: randomization, pairing, single- and double-blind studies, use of placebo, ethical issues (withholding therapy).

1. Clinical trials

Investigation of the efficiency of pharmaceuticals.

2. Vaccination trials

Investigation of the efficiency of vaccines.

3. Intervention trials

a.) Evaluation of prophylactic (prevention) protocols (e.g., antimalarials).

b.) Evaluation of non-pharmaceutical preventive measures (e.g., sleeping nets - malaria).

CLINICAL TRIALS - HISTORY

- Egypt - Imhotep (~3000 BC, surgery, herbal medicine)
- China (~2700 BC, herbal medicine)
- Ancient Greeks and Rome (Hippocrates, 460-370 BC, Galenus, 130-200 AD)
- Middle ages - Renaissance ("Consilia", Leonardo Da Vinci - anatomy)
- Edward Jenner (1749-1823, smallpox)
- Oliver Wendel Holmes (1809-1894, anaesthesia, puerperal fever)
- **Ignatius Semmelweis (1818-1865, savior of mothers)**
- Louis Pasteur (1822-1895, fermentation, anthrax, rabies)
- Robert Koch (1843-1910, tuberculosis)
- Emil von Behring (1854-1917, diphtheria)
- Elie Mechnikov (1845-1916, phagocytosis)
- Paul Ehrlich (1854-1915, complement system)
- Florence Nightingale (1820-1910, modern nursing)
- Alexander Fleming (1928 penicillin)
- Banting and Best (1921 insulin)
- World War II - Nazi human experiments, Nuremberg Code 1947
- 1953 National Institutes of Health, USA: Principles of the practice of medical experiments on humans



Semmelweis Ignác Fülöp
(1818-1865)

RANDOMIZED, CONTROLLED DOUBLE-BLIND EXPERIMENTS

Polio vaccine trials

Consideration	Problems
The vaccine is simply provided.	Intensity of epidemic varies by itself (solution: comparative study).
Establishment of a Control group	Ethical concerns (reassurance: treatment also carries risks)
Comparison	Different size of control and treated groups (solution: calculate ratios)
Group selection	Lurking variable (e.g., financial background, hygiene) (solution: similar groups - randomization)
Selection of administration method	Effect of subconscious factors (solution: placebo)
Diagnostics	Driven diagnosis (solution: double blind experiment)

SOURCES OF ERROR

Random error:

Stochastic effects. Lead to measurement uncertainty.
Reduces precision, but does not lead to invalidity.

Systemic error (bias):

1. Selection bias

Systemic, relevant differences exist between the selected and non-selected individuals. E.g., the most severe diarrhoic patients do not get selected into clinical groups in certain countries.

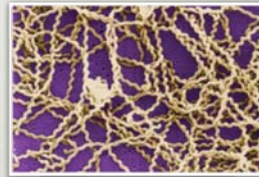
2. Confounding bias

Participating groups differ *a priori* in terms of the investigated parameter. E.g., prevalence of leptospirosis differs between city and village residents. However, the *gender is a confounding* parameter: leptospirosis prevalence differs according to gender, but gender composition also differs between city and village.

3. Information bias

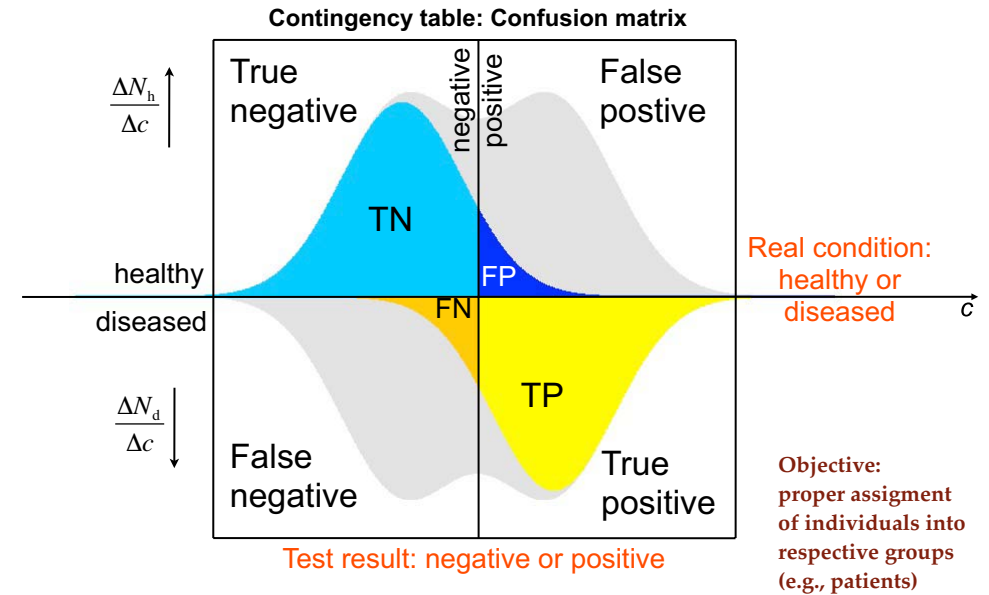
Errors caused by questionnaire problems, the examiner, the responder, or instruments.

Leptospirosis: most frequent zoonosis (disease spreading from animals to humans). Infectious disease caused by *Leptospirae* of the *Spirochaeta* family



Leptospira bacteria, SEM image.

PARAMETERS OF CORRECT SELECTION

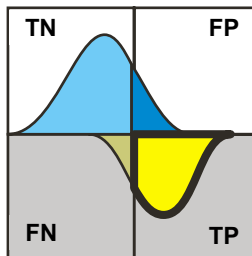


Diagnostic sensitivity

-True Positive Rate (TPR)

-Hit Rate

-Recall



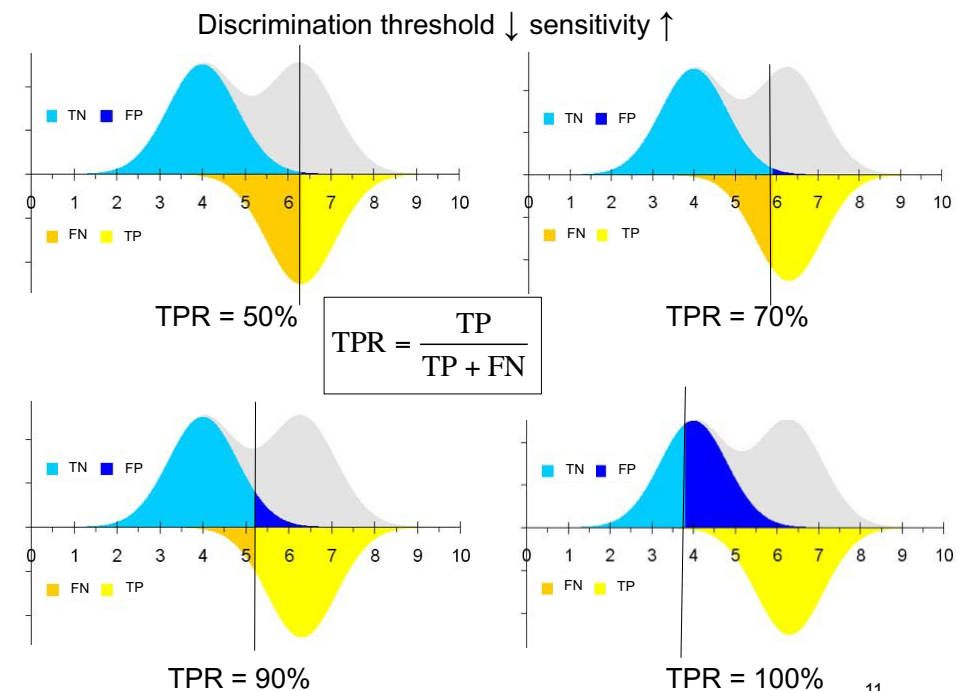
Probability that the test finds the diseased positive.

Positive within diseased.

$$P(\text{positive}|\text{diseased})$$

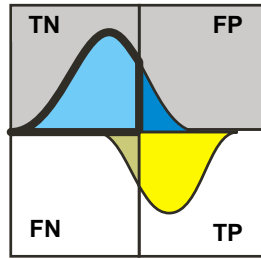
$$\frac{\text{TP}}{\text{TP} + \text{FN}} = \text{TPR} = \frac{\text{TP}}{\text{diseased}} = \frac{\text{TP}}{\text{FN} + \text{TP}}$$

Large-sensitivity tests (100%) are required in early diagnosis (screening) so that few patients remain unrecognized.



Diagnostic **specificity** (SPC)

-True Negative Rate (TNR)



Probability that the test finds a healthy negative.
Negative among healthy

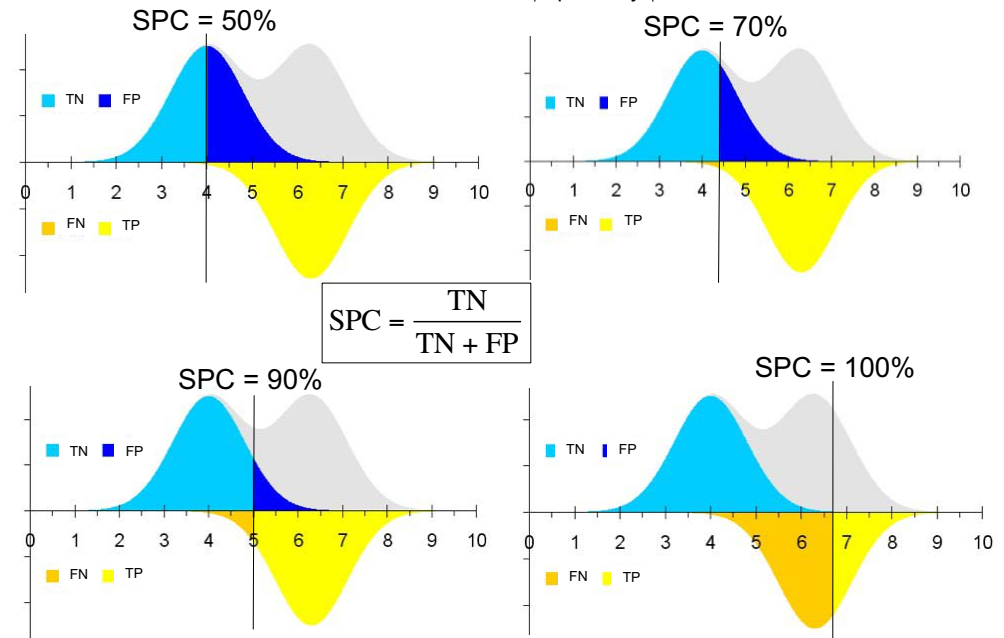
$P(\text{negative}|\text{healthy})$

$$\frac{\text{True Negative}}{\text{True Negative} + \text{False Positive}} = \text{SPC} = \frac{\text{TN}}{\text{healthy}} = \frac{\text{TN}}{\text{TN} + \text{FP}}$$

High-specificity tests (near 100 %) are important when the false positive values have severe consequences (e.g., surgery).

12

Discrimination threshold ↑ specificity ↑



$$\text{SPC} = \frac{\text{TN}}{\text{TN} + \text{FP}}$$

13

DATA ACQUISITION

- Census

- Sampling

Simple - Sampling frame, random table

Complex

Layered (age groups, gender)

Multi-step (school > classes > child groups)

Clusters

Size of sample?

-Ethical, financial issues

-Standard error, power

DIAGNOSTICS, DIFFERENTIAL DIAGNOSTICS

The physician meets the individual, not an abstract group.

Diagnosis: identified disease of the patient.

Diagnostics: intellectual process during which the physician arrives at the diagnosis.

dia = apart, *gnosis* = knowledge.

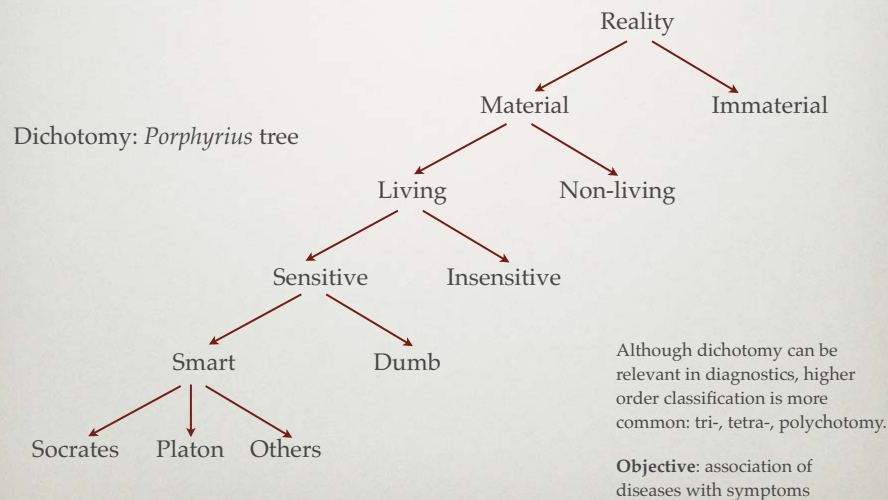
Differential diagnostics: selection of correct diagnosis from many alternative choices.

Diagnosis is not a fact, but a possibility.

Steps of differential diagnosis:

1) data collection, 2) evaluation, contemplation, 3) differentiation.

CLASSIFICATION LOGIC




"EVIDENCE-BASED MEDICINE"

"The sole criterion of scientific truth is the experiment." (Richard P. Feynman)

Application of the best available evidence gained from the scientific method in medical decision making.

History:

- Ancient Greeks (?)
- Ancient Chinese medicine (?)
- Avicenna (*Ibn Sīnā*) (XI. sz.): *Canon medicinae* (1025); 14 volume medical encyclopedia
- Ignatius Semmelweis (1818-1865): "savior of mothers"
- Archie Cochrane: Scottis physican epidemiologist. 'Effectiveness and Efficiency: random reflections on health services' (1972)
- Introduction of the term "Evidence-based medicine": Gordon Guyatt, 1992.
- Cochrane Centers, Cochrane Collaboration, 1993. International network, Cochrane library, reviews.

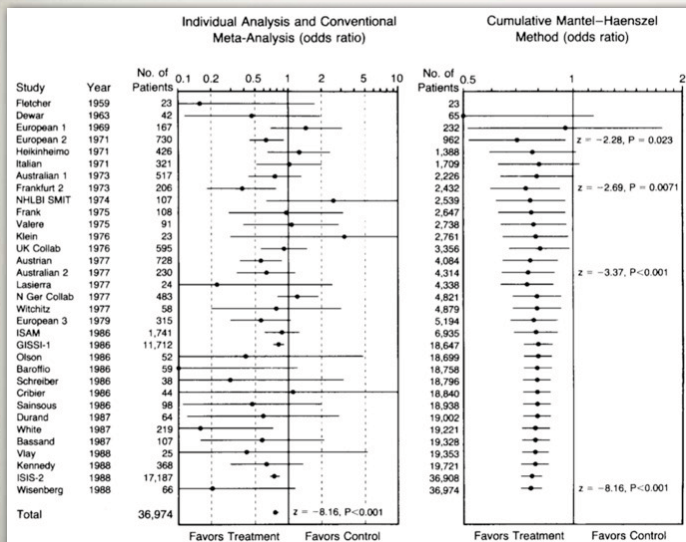


Archie Cochrane (1909-1989)



"EVIDENCE-BASED MEDICINE"

Effect of streptokinase treatment in acute myocardial infarction



N.B.:

- meta-analysis: combined analysis examining several hypotheses.
- odds ratio: one parameter of probability. For odds = 1 the probability of the given outcome is identical in both groups.
- With a proper evaluation of clinical trial results the efficiency of streptokinase treatment could have been identified by 1973.

"EVIDENCE-BASED MEDICINE"

Practice:

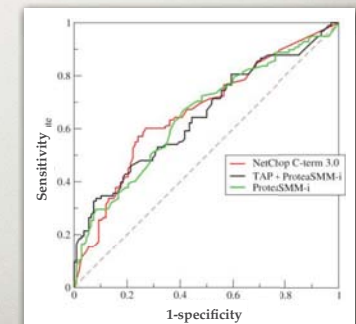
1. Evidence-based guidelines - practice of evidence-based medicine at the organizational or institutional level.
2. Evidence-based individual decision making - evidence-based medicine as practiced by the individual health care provider

Types:

1. Application of the recommendation of original medical literature.
2. Application of the recommendation of review literature.
3. Application of the recommendations of medical organizations.

How good is the evidence?

1. Based on criteria of professional organizations. E.g.:
 - I. Evidence obtained in properly executed double blind randomized trial.
 - II. Evidence obtained in properly designed controlled trial (but with no randomization).
 - III. Opinions of selected authorities.
2. Statistical criteria. Mathematical analysis of the efficiency of diagnostic and therapeutic methods. E.g., *AUC-ROC curve* ("area under the receiver operating characteristic curve").



COMPUTER-AIDED MEDICAL DECISIONS I.

Diagnostic steps (or therapeutic decisions) assisted by computer algorithms.

Medical knowledge: datasets of symptoms and formalized diseases.

Symptoms: sum of information characterizing the health status of the patient (anamnesis, physical signs, laboratory tests, diagnostic imaging tests)

Formalized diseases: diagnostic categories organized into logical order (e.g., upper respiratory diseases, malignant tumors, etc.)

COMPUTER-AIDED MEDICAL DECISIONS II.

Objectives: set-theory associations are investigated between symptoms and diseases.

Medical arguments:

"Runny nose is *almost always* present in common cold."

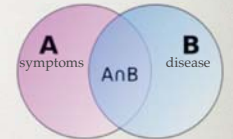
"Acute pyelonephritis is *usually* accompanied by cystitis and inflammation."

"Acute pyelonephritis is *sometimes* accompanied by fever, shiver and malaise (discomfort)."

Common cold, acute pyelonephritis: diseases (D_{1-2})

Runny nose, cystitis, inflammation, shiver, malaise: symptoms (S_{1-6})

"Almost always, usually, sometimes": mathematical conditional operators

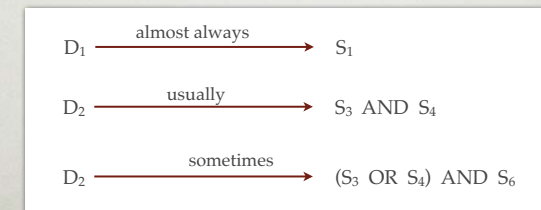


Boolean operators:

A OR B: union

A AND B: intersection

A XOR B: union-intersection

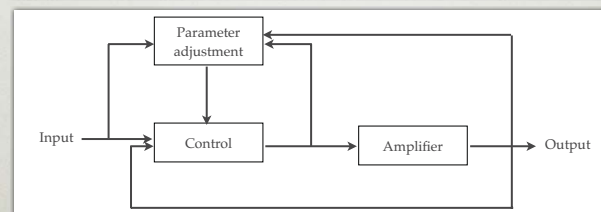
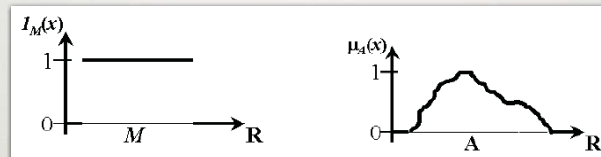


FUZZY LOGIC

Lotfi Zadeh, 1962, Berkeley

Set theory: an even is either the member of a set (membership value=1) or not (membership value=0).

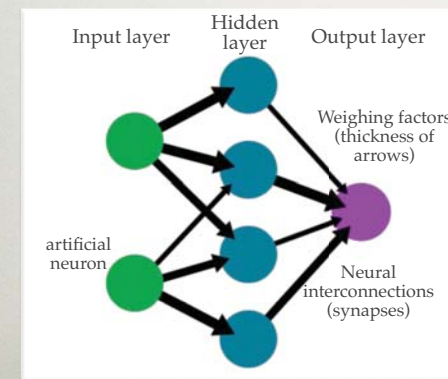
According to **fuzzy logic**: membership value ("membership function") may take values between 0 and 1.



Adaptive control system

NEURAL NETWORKS

- Biological neural networks
Group of neurons regulating a given physiological function
- Artificial neural networks
 - Interconnected network of artificial neurons
 - Mimics the network of the nervous system
 - Goal: 1) model neural function, 2) artificial intelligence tasks (e.g., estimation, decision making)



Properties, operation:

- Interconnectivity:** number of interconnections between layers
- Learning process:** iterative update of weighing factors
- Activation function:** transforms the input function into output function