

# Optics

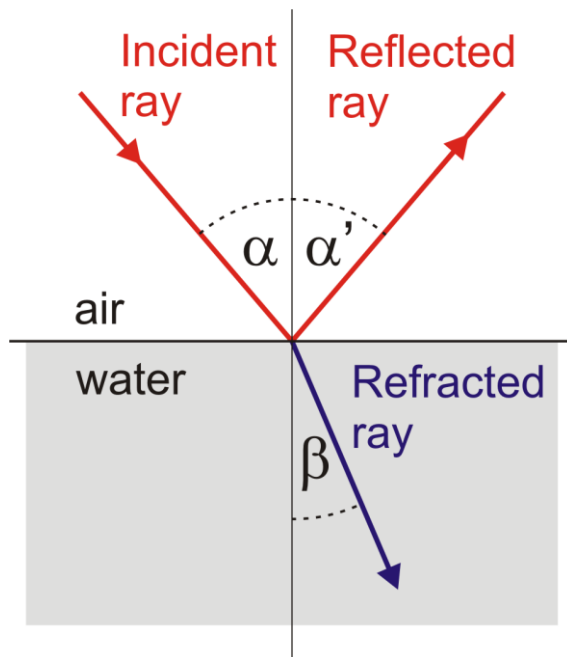


## Geometrical optics (model)

**Light-ray:** extremely thin parallel light beam

Using this model, the explanation of several optical phenomena can be given as the solution of simple **geometric problems**.

1. law of rectilinear propagation
2. law of reflection  $\alpha = \alpha'$
3. law of refraction




$$\frac{\sin \alpha}{\sin \beta} = \frac{c_1}{c_2} = n_{21} = \frac{n_2}{n_1}$$

The **incident** ray, the **normal** and the **reflected** ray, or **refracted** ray **lie in the same plane**.

\*\*\*

There are **phenomena** that cannot be explained by this model.



## Interference (two or more waves meet)

the most important phenomenon in connection with waves

E.g. „water wave”: it can be observed directly.

Because it changes slowly enough (low frequency,  $f$ ) and the typical (wave) size is large enough (long wavelength,  $\lambda$ ).



„Light waves” are different.

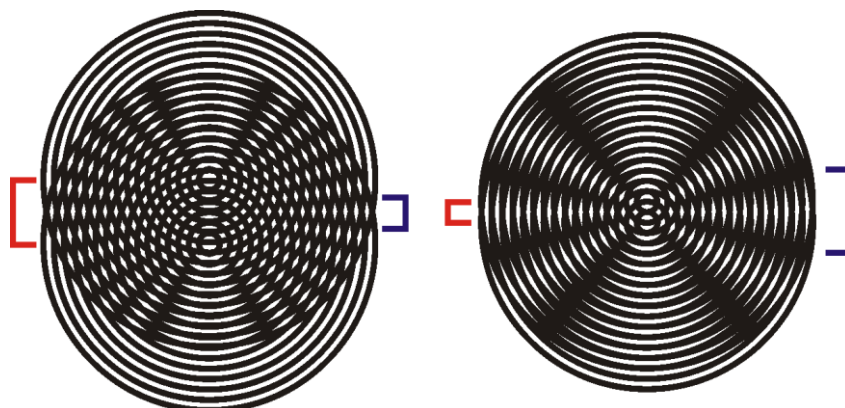

Microscopic (short wavelength,  $\lambda$ );  
quick change (high frequency,  $f$ )

At certain conditions patterns can be formed, which don't change in time, and their size is much larger than the wavelength,  $\lambda$ .

### Incoherent and coherent waves



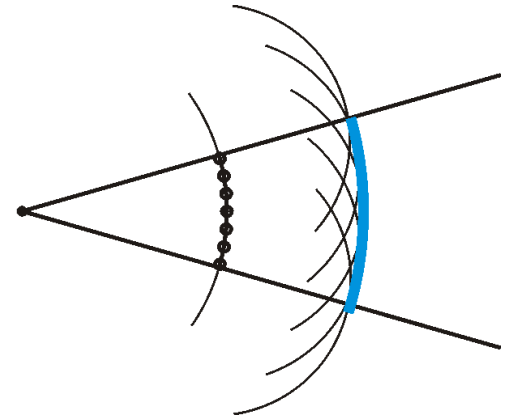
Rise of coherent waves is controlled in space and time, they are synchronized somehow.



## Physical or wave optics (other model)

Its bases: **Huygens–Fresnel-principle**

According to the **Huygens principle**, elementary waves originate from every point of a wavefront, and the new wavefront is the common envelope of these elementary waves.

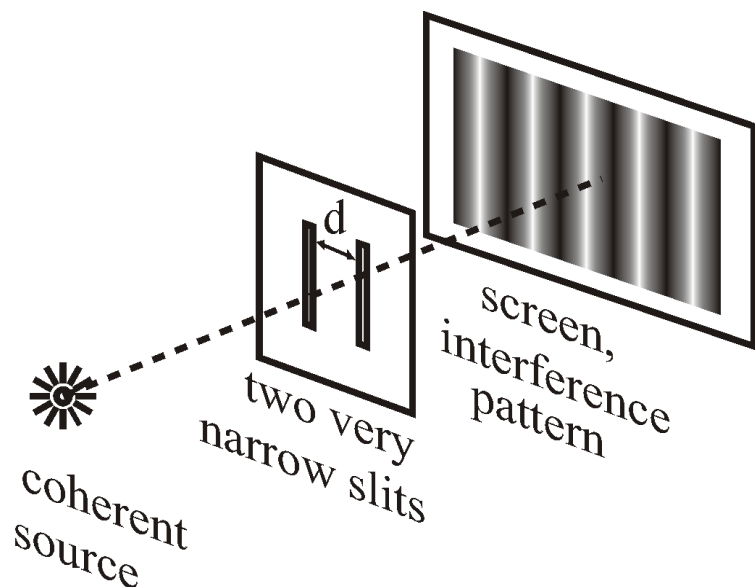


The laws of rectilinear propagation, the reflection and refraction can be described by this model as well.

**Fresnel** supplemented this by observing that the **superposition principle is also in effect** during the formation of the new wave front, which is nothing else than the quantitative formulation of the empirical fact that waves will propagate through each other without disturbance.

Typical experiment and pattern of light interference

**Young's double slit experiment**  
(diffraction)

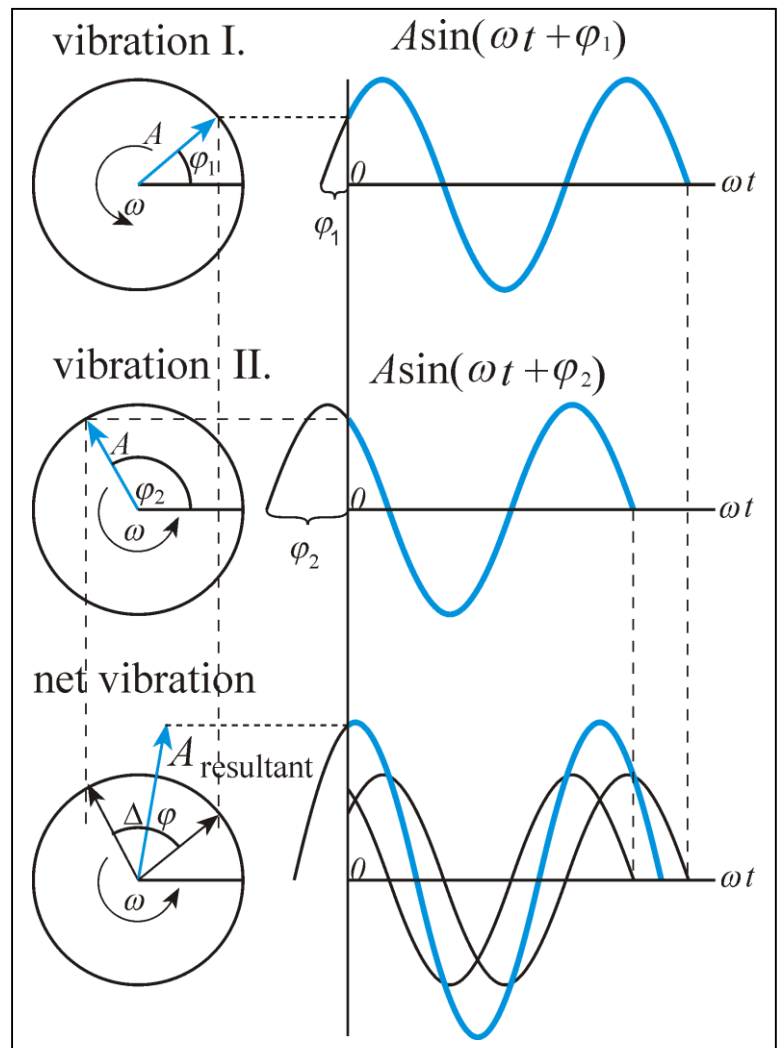


The places of **constructive and destructive** interference are determined by the **difference in phase** ( $\Delta\phi$ ).

At a certain place the vibrational states are demonstrated by rotating vectors:

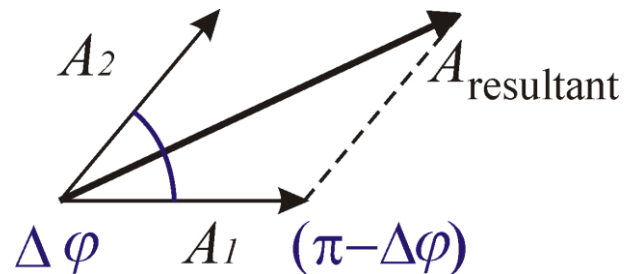
The amplitude of the net vibration ( $A_{\text{resultant}}$ ) is given by the **vector sum** of the components ( $A$ ).

Our eyes are sensitive to the **light-power** ( $P$ ), that is proportional to the square of the amplitude.



Thus  $A_{\text{resultant}}^2 \sim P_{\text{res.}}$ , and  $A_{\text{res.}} = A_1 + A_2$  hence  $P_{\text{res.}} \neq P_1 + P_2$ .

Resultant ( $A_{\text{resultant}}$ ) of two vectors ( $A_1, A_2$ ), or the square of it, if the angle between them is  $\Delta\varphi$ :



$$P \sim A_{\text{resultant}}^2 = A_1^2 + A_2^2 - 2A_1 A_2 \cos(\pi - \Delta\varphi) \quad (\text{cosine theorem})$$

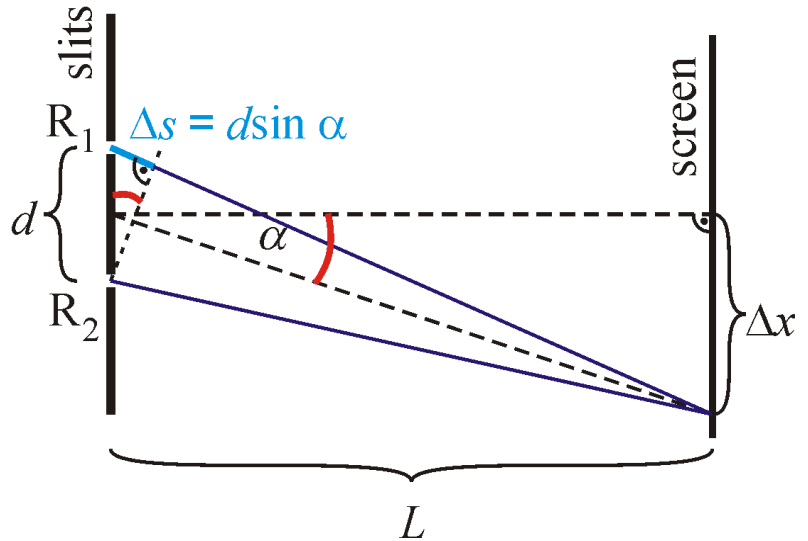
$$P \sim A_{\text{resultant}}^2 = A_1^2 + A_2^2 + 2A_1 A_2 \cos\Delta\varphi$$

$$\text{If } A_1 = A_2 = A, \quad \text{than } A_{\text{resultant}}^2 = 2A^2 (1 + \cos\Delta\varphi)$$

The **difference in phase** ( $\Delta\phi$ ) is determined by the relation of **difference in path length** ( $\Delta s$ ) and the **wavelength** ( $\lambda$ ).

If  $L \gg d$ ,

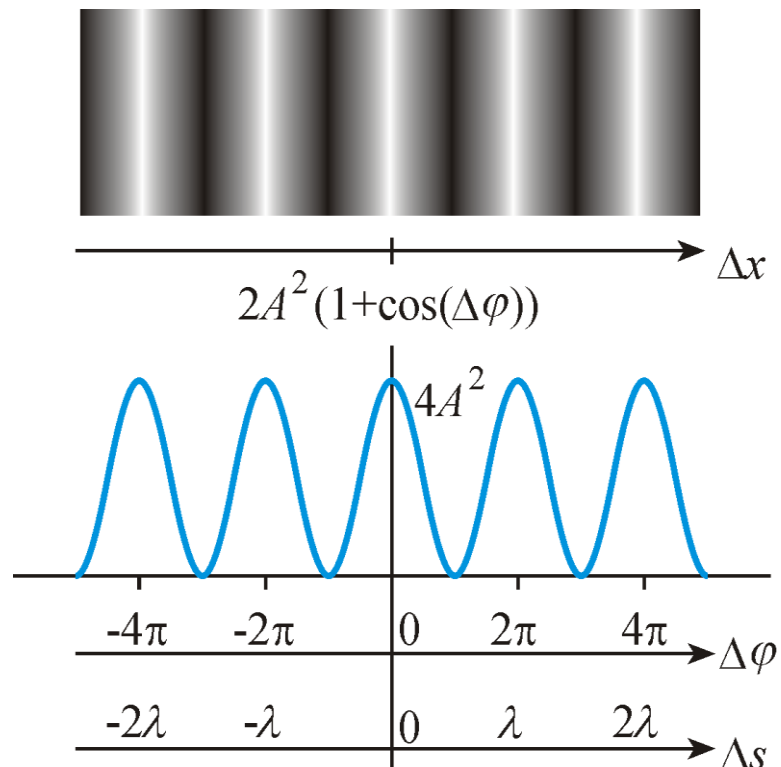
the **difference in path length**  
 $\Delta s = d \sin \alpha$ .



The **difference in phase** is given as:

$$\Delta\phi = \frac{2\pi}{\lambda} \Delta s = \frac{2\pi}{\lambda} d \sin \alpha \approx \frac{2\pi}{\lambda} d \tan \alpha = \frac{2\pi}{\lambda} d \left( \frac{\Delta x}{L} \right)$$

**Demonstration:**



**Maxima** can be observed at places correspond to

$$\Delta\phi = 2k\pi \quad \text{or} \quad \Delta s = k\lambda; \quad k = 0, 1, 2, \dots \text{ condition.}$$

**Applications:** determination of the resolving power of microscopes,

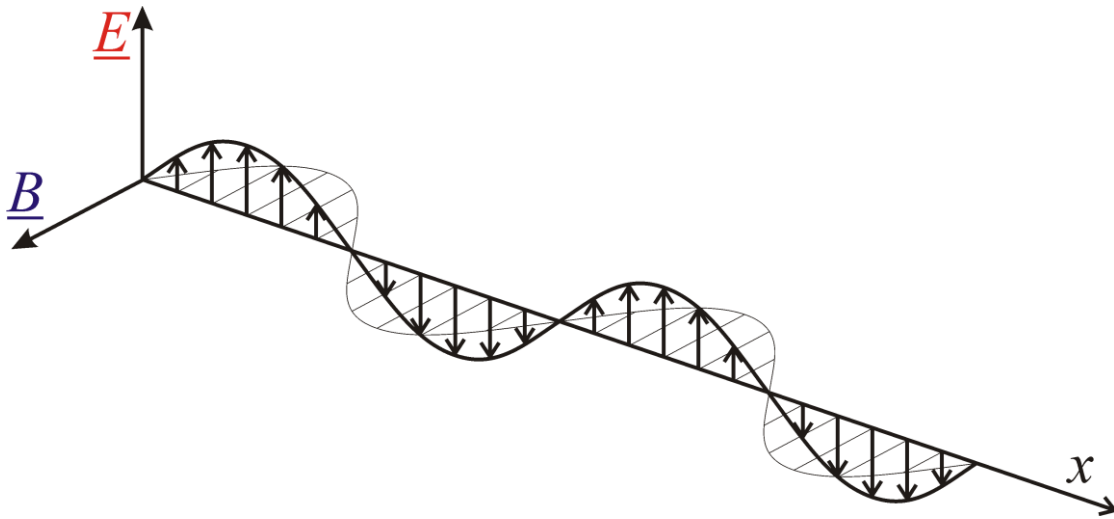


Light is **electromagnetic wave**

**transversal**

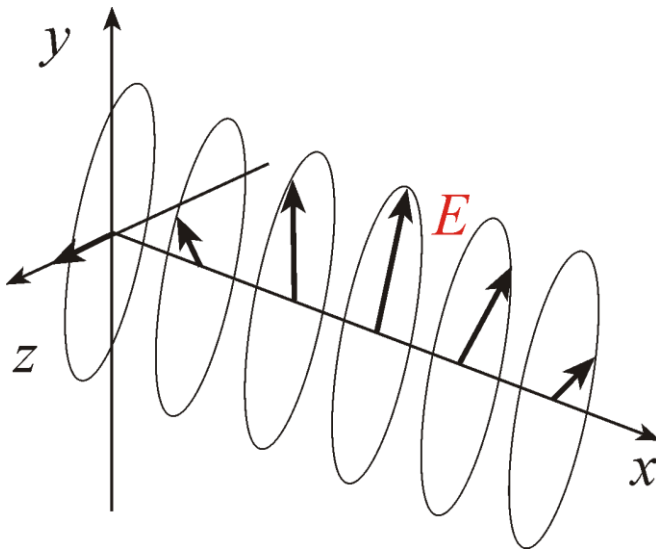
thus can be **polarized**

**linearly** polarized light  
or **plane** polarized light



But

**elliptically** polarized light also exists.



## Optical anisotropy

E.g. in an „anisotropic matter” the **speed of a suitably linearly polarized light depends on the direction of propagation.**

The reason of it is connected to the structure of matter.

**Consequences, applications:**

double refraction, polarization microscope