

# Principles of Biostatistics and Informatics

4<sup>th</sup> Lecture: Frequently used distributions

2<sup>nd</sup> October 2017

Dániel VERES

1

## Questions in medical practice

Based on last year's data what is the probability that 4 flu vaccines will be sufficient if we are expecting a total number of 25 patients in our office?

How many births would be expected during the night if the yearly statistics shows 3000 deliveries?

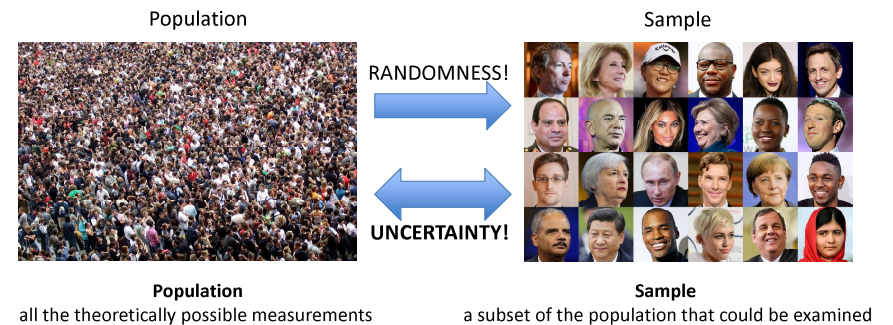
How many student in our class will be able to do a hip replacement surgery based on their weight?

What is the probability that a patient with 3.45 mmol/l K<sup>+</sup> level (it is out of the normal range) is healthy?

A flu/AIDS test is positive – what is the probability that I am truly ill?

3

## Population and Sample



2

## Describing populations

How to feed it?

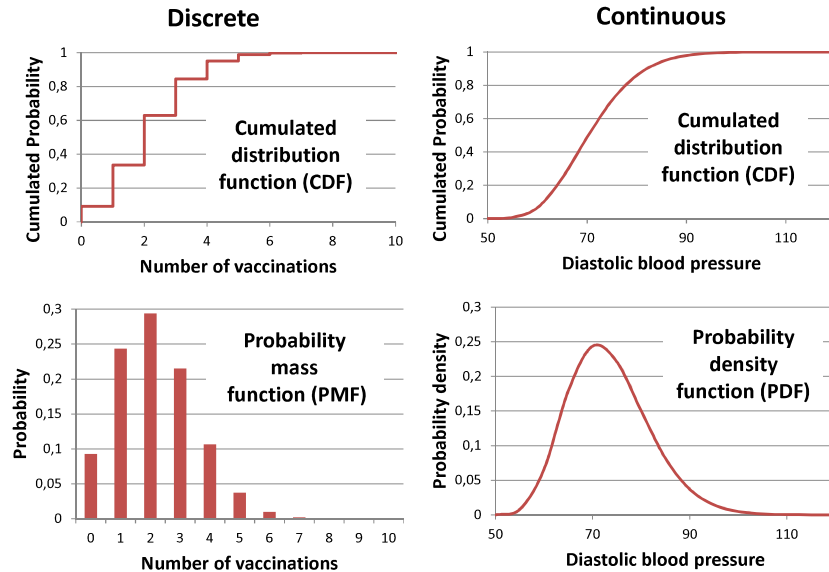
- IGUANA
- BISON
- OSTRICH
- PANDA
- LADYBUG

?



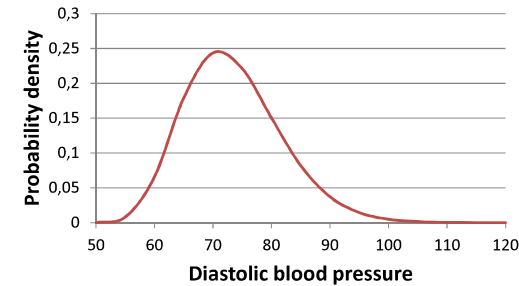
4

# Theoretical Distributions



5

# Theoretical Distributions



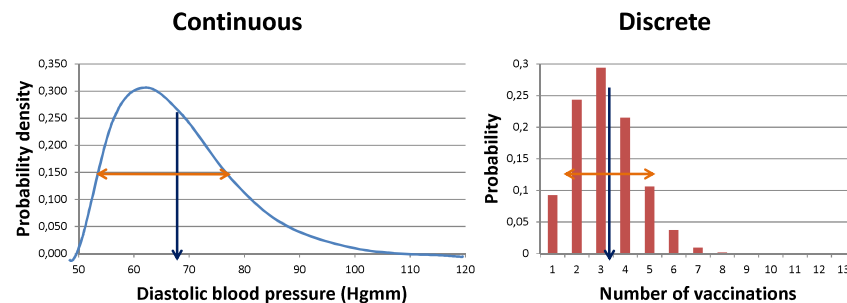
I know the probability for all value based on experiments. (very rare)

I can calculate (or estimate) the probability based on a few parameters using *special theoretical distributions*.

*What are the parameters and which distribution should I use?*

6

## Parameters of Theoretical Distributions



- Expected value(E) (location parameter)**

$$E(\xi) = \int_{-\infty}^{\infty} p_i \cdot x_i$$

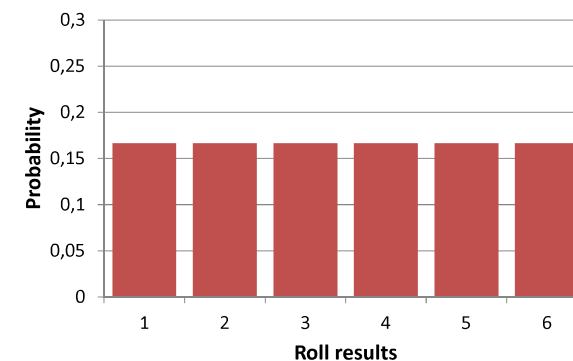
$$E(\xi) = \sum_{i=1}^m p_i \cdot x_i$$

- Theoretical variance (Var, D<sup>2</sup>) (scale parameter)**

$$Var(\xi) = E[(\xi - E(\xi))^2]$$

7

## Uniform Distribution



$$E(\xi) = \frac{1}{2}(a+b)$$

$$Var(\xi) = \frac{1}{12}(b-a)^2$$

$$Var(\xi) = \frac{(b-a+1)^2-1}{12}$$

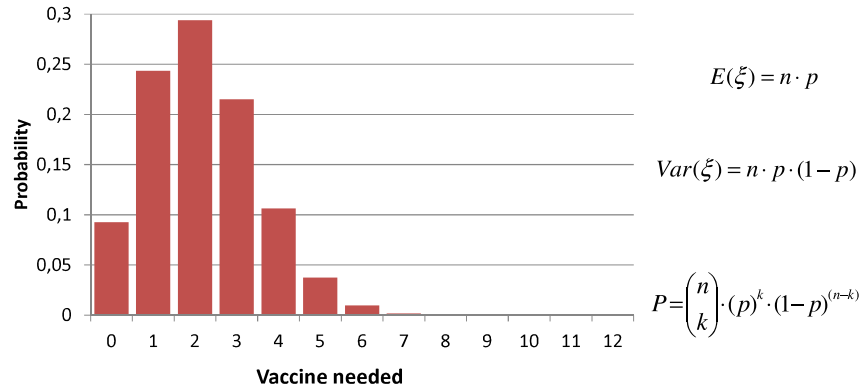
Distribution of a perfect die (e.g.. probability of rolling 4)

Ideal workload distribution throughout the day

Temperature distribution in an empty lecture hall

8

## Binomial (Bernoulli) Distribution



Distribution of vaccine needed on a day

General: a phenomenon is repeated  $n$  times it occurs  $k$  times

If the probability of the occurrence is small it tends to Poisson distribution

If  $n$  is large and  $p$  is close to 0.5 it tends to Gaussian distribution

9

## Probability Calculus Example

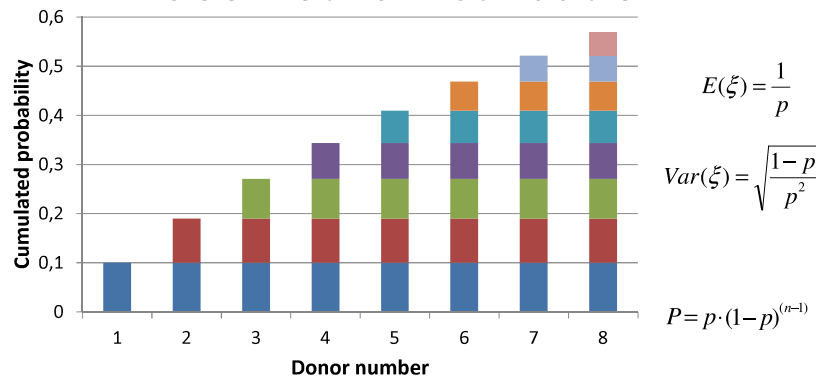
During last year's flu epidemic 402 out of the total 2989 patients who turned up at a doctor's office required vaccination. Based on last year's data what is the probability that 4 vaccines will be sufficient (exactly, i.e. no vaccines will be left), if we are expecting a total number of 25 patients?

$$P = \binom{n}{k} \cdot (p)^k \cdot (1-p)^{(n-k)} = \binom{25}{4} \cdot \left(\frac{402}{2989}\right)^4 \cdot \left(1 - \frac{402}{2989}\right)^{(25-4)} \approx 0,2$$

How to calculate (in excel)?

10

## Geometric Distribution



Independent sequence of Bernoulli trials

The first patient when we need a nurse's to help

The probability to get the first boy from a delivery during the night

To get the first kidney from a random sample that suits to the transplantation.

11

## The Beginnings of probability calculus...

### Let's Play a Game

Coin tossing game:

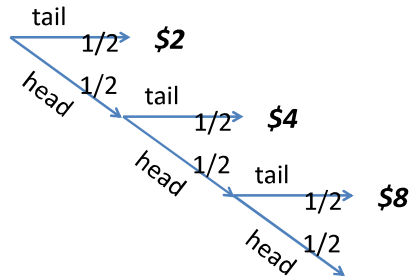
- The pot starts at 2 dollars and it is *doubled* every time a head appears.
- The first time a tail appears, the game ends and Peter wins whatever is in the pot:
  - Peter wins \$2 if a *tail appears on the first toss*
  - Peter wins \$4 if a head appears on the first toss and a *tail on the second*
  - \$8 if a head appears on the first two tosses and a *tail on the third*

Q: What would be a „fair“ price for taking part in this game?

A: It would be the expected prize for one game.

12

## The Beginnings...



The theoretical „fair” price: **expected („mean”) infinite \$ in one game!**

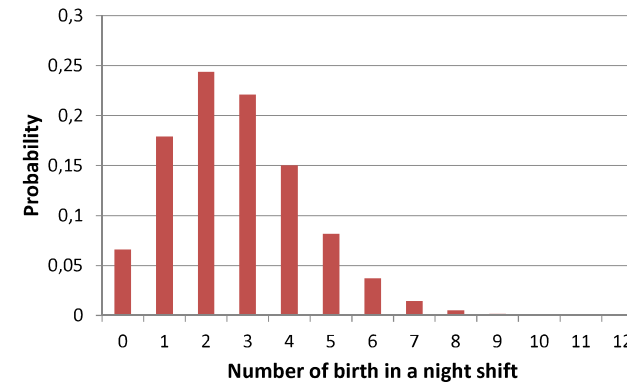
$$\frac{1}{2} \cdot 2 + \frac{1}{2^2} \cdot 4 + \dots + \frac{1}{2^n} \cdot 2^n$$

**In practice:** we never win an infinite sum...

*Buffon:* Made 2048 tosses and won \$9.82 on average (mean of the prizes). One million tossing: \$10.94

13

## Poisson Distribution



$$E(\xi) = \lambda$$

$$Var(\xi) = \lambda$$

$$P = \frac{\lambda^x}{x!} \cdot e^{-\lambda}$$

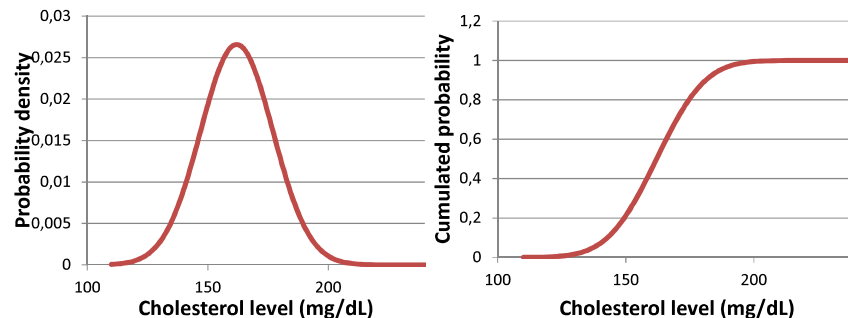
Number of births during night shift

Number of white blood cells in the field of view

Number of decayed atoms in a radioactive substance during a given time interval

14

## Normal (Gaussian) Distribution I.



Cholesterol level, glucose level.....

Height, BMI...

Diastolic blood pressure of adults

.....

$$E(\xi) = \mu$$

$$Var(\xi) = \sigma^2$$

$$P = \frac{1}{\sigma \cdot \sqrt{2 \cdot \pi}} \cdot e^{-\frac{(x-\mu)^2}{2\sigma^2}}$$

15

## Gaussian Distribution II.

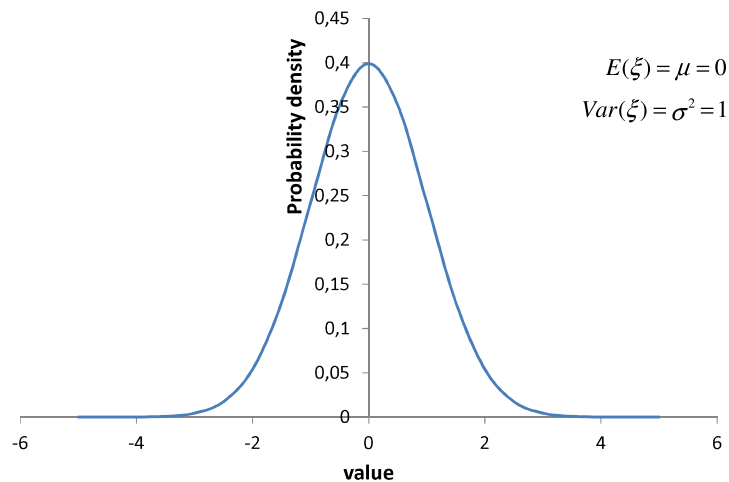
**Central limit theorem (on variables):** for given conditions, adding a large number of independent variables yields a normally distributed variable.

**Central limit theorem (on sampling):** for given conditions, sampling with large sample size (n) the distribution of the sample means is normal with:

$$Var_{normal} = \frac{Var_{(original)}}{n}$$

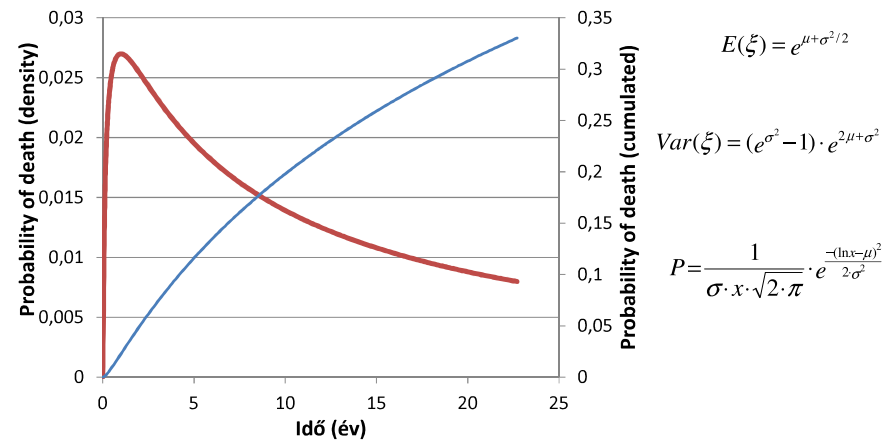
16

## Standard normal distribution



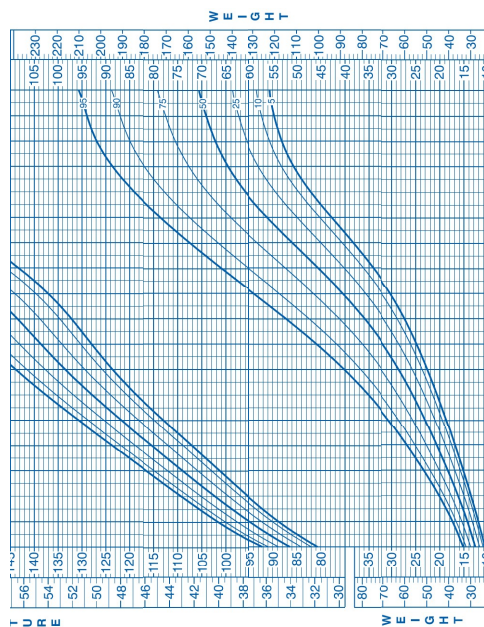
17

## Lognormal (Galton) Distribution



Body mass in childhood  
Survival time of a cancer

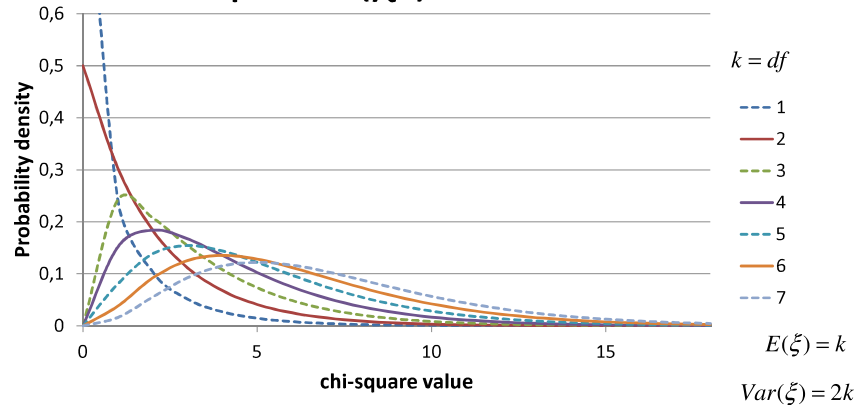
18



Anesthetic equipment operating time (before the first error).  
Lifetime of the individual atoms in the course of radioactive decay.

20

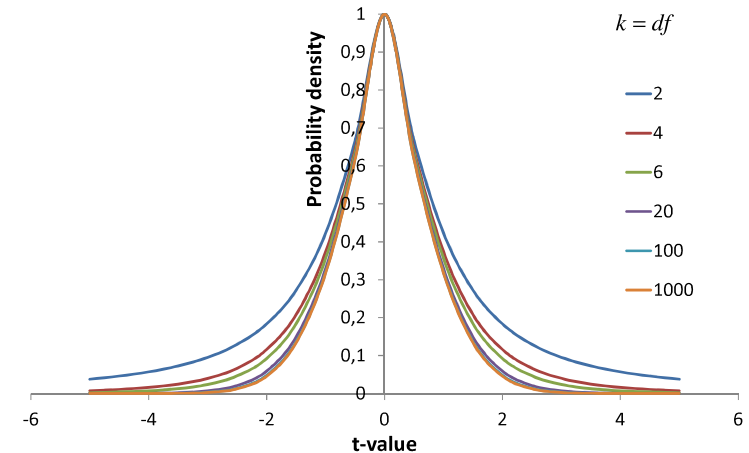
## Chi-square ( $\chi^2$ ) distributions



Chi-square value: sum of the squares of independent, standard normal variables.

21

## Student's t distributions



22

## Transformations of distributions

- Addition of a constant

$$E(\eta) = E(\xi) + k \quad Var(\eta) = Var(\xi)$$

- Multiplication with a constant

$$E(\eta) = E(\xi) * k \quad Var(\eta) = Var(\xi) * k^2$$

- Standardization

$$\text{Addition then multiplication} \quad \eta = (\xi - E(\xi)) * \frac{1}{\sqrt{Var(\xi)}} = \frac{(\xi - E(\xi))}{\sqrt{Var(\xi)}}$$

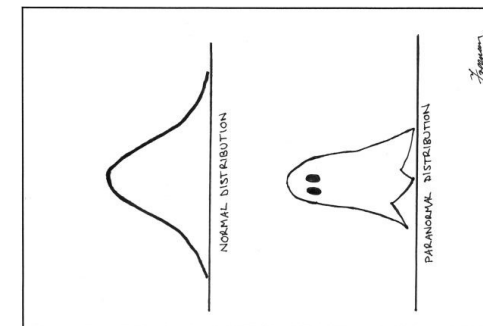
- Addition of variables

$$E(\eta) = E(\xi) + E(\omega) \quad Var(\eta) = Var(\xi) + Var(\omega) \leftarrow \text{independent}$$

Stable distribution: has the same distribution

- Multiplication of variables

$$E(\eta) = E(\xi) * E(\omega)$$



23

# Test Questions #1

- How you can calculate the expected value of a continuous distribution?
- How you can calculate the expected value of a discrete distribution?
- Which central tendency equal with the expected value in case of a population?
- Define the theoretical variance.
- What are the two indicators that define exactly a special distribution?
- How does the frequency distribution of a uniform distribution looks like?
- How does the frequency distribution of a Poisson distribution looks like?
- How does the frequency distribution of a Bernoulli distribution looks like?
- How does the frequency distribution of a Geometric distribution looks like?
- How does the frequency distribution of a Gaussian distribution looks like?
- How does the cumulative frequency distribution of a Gaussian distribution looks like?
- How does the frequency distribution of a exponential distribution looks like?
- How does the frequency distribution of a lognormal distribution looks like?
- Give two example for uniform distribution.
- Give two example for binomial distribution.
- Give two example for Poisson distribution.
- Give two example for normal distribution.
- Give two example for lognormal distribution.
- Give two example for geometric distribution.
- Give two example for exponential distribution.
- How you can calculate the expected value of a uniform distribution?
- How you can calculate the expected value of a binomial distribution?
- How you can calculate the expected value of a lognormal distribution?
- How you can calculate the expected value of a exponential distribution?
- How you can calculate the expected value of a Poisson distribution?
- How you can calculate the expected value of a Gaussian distribution?
- What is the central limit theorem?
- Why are the most of the medical variables normally distributed?
- What are the parameters of the standard normal distribution?

# Test Questions #2

- Give a general description when we get a binomial distribution.
- Give a general description when we get a Poisson distribution.
- When we get lognormal distribution instead of normal distribution?
- How to convert lognormal distribution to normal distribution?
- How to calculate the chi-square value in general?
- How the expected value and the variance will change with addition of a constant?
- How the expected value and the variance will change in the case of multiplication with a constant?
- What kind of transformation we have to do for standardization?
- How the expected value and the variance will change in the case of addition two independent variables?